

## Lamella Cor-Ten 30

Create a grooved, rusty surface with Lamella Cor-Ten 30 for ventilated Cor-Ten facade systems.

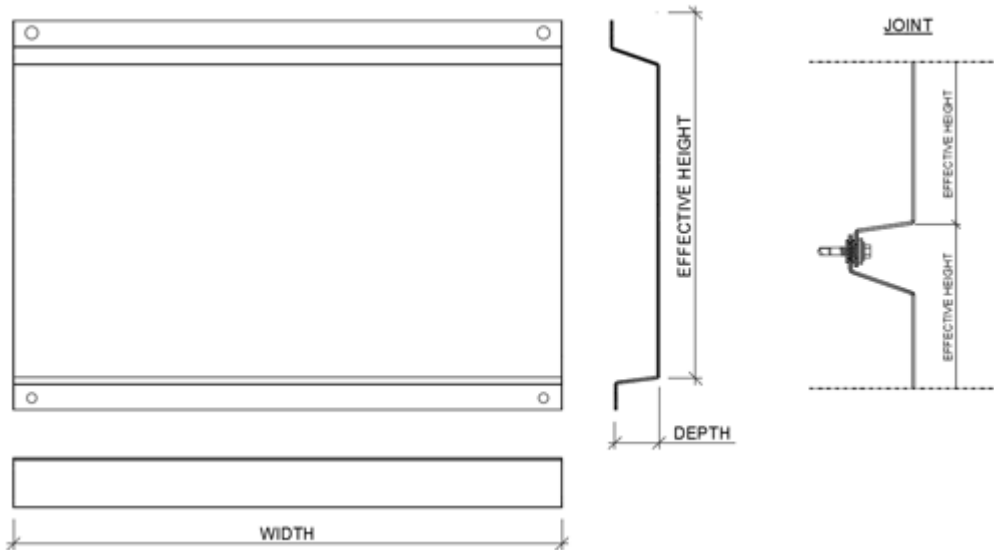
Ruukki® Emotion

Available also with perforation and backlighting.



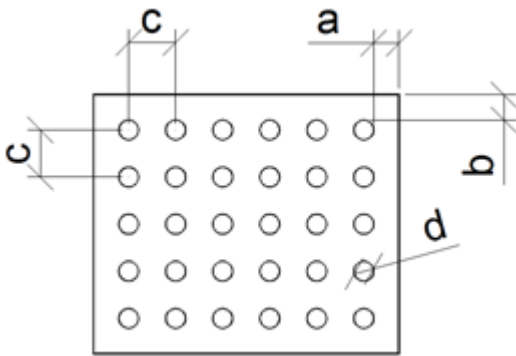
[SEND CONTACT REQUEST](#)

# Properties



Model name	Lamella Cor-Ten 30
Effective height	Cost and waste optimized 580 - 600 mm (min. 150 mm, max. 600 mm)
Width	150...3800 mm
Depth	40 mm
Fastening Style	Standard fix

## Perforation layout



Dimension/hole	mm
a	≥10
b	≥10
c	≥ d+25
d	16, 20, 30, 40, 50, 60

Symmetrical perforation: Fully perforated in symmetrical square layout. Only 1 hole size (d) and distance (a, b, c) per product.

Art perforation: Fully or partly perforated in freely chosen locations. All hole sizes (d) and distances (c) available per product.

## Materials

### Materials

Material	Material thickness (m)	Weight (kg/m <sup>2</sup> )	Surface treatment	GWP A1-A3 (kg CO <sub>2</sub> equiv./m <sup>2</sup> )	Reaction to fire
Steel Cor-Ten A	1.5	12.4	-	34.7	A1

Due to its unique chemical composition, Cor-Ten weather-resistant structural steel sheet has a significantly better ability to resist atmospheric corrosion than similar general structural steels. Weather-resistant steel is used in architectural applications without requiring any separate surface treatment. Use of weather-resistant steel thus eliminates the need for surface treatments during the manufacturing and operational periods, in turn lowering the environmental load and costs throughout

the product's life cycle.

The weather resistance of the product is due to its oxide layer i.e. the patina which forms on the steel surface which is resistant to the action of alloys and has low oxygen permeability. The oxide layer is created when weather-resistant steel is wetted and dried repeatedly. The protective surface layer forms in normal weather conditions within 18...36 months. The patina layer is initially reddish brown in colour, becoming darker in tone over the course of time. In industrial environments the patina forms more rapidly on the steel and darkens more than in cleaner rural environments. The protective patina layer cannot form, however, if the surface of the steel is continuously damp or dirty.

Cor-Ten A grade steel is used for the manufacture of panels (S355J0WP-COR-TEN A).

## **BIM objects**

---

Powered by



## Download documents

### Declaration of performance



**Ruukki Cor-Ten facades - Certification**

PDF, 31.8 KB

## Order form



### **Ruukki cladding lamellas order form 2.4.5**

XLSM, 1.1 MB

## Maintenance instructions



### **Ruukki Cor-Ten facades - maintenance instructions**

PDF, 70.3 KB



### **Ruukki powder coated facade claddings - Maintenance instructions**

PDF, 0.6 MB



### **Ruukki colour coated steel - Maintenance instructions**

PDF, 0.6 MB

## Accessory documents



### **Facade cladding accessories 10\_2022 ENG**


PDF, 4.2 MB

# References



## Keskeny printhouse

The rusted brown Cor-Ten sheets fit well with the green of trees and grass, and also with the glass and the silver steel surface.



## Warrington Indoor Market

The Warrington Indoor Market lies in the heart of Warrington City Centre and has undergone an exterior refurbishment, including a new modernised façade.



## National Memorial Museum in Palmiry

Ruukki delivered Lamella Cor-Ten 30 cladding lamellas in the construction project of the National Memorial Museum in Palmiry, located in the Kampinoski Forest n...

[See all cladding lamella references](#)