

Design Rome S34

Create a distinctive rhythm with Design Rome™ S34 for ventilated steel facade systems.

Applications: facade and ceiling surfaces.

Ruukki® Emotion

Available also with perforation and backlighting.

Ruukki® Acoustic Claddings

Available also with perforation for sound absorption.

BIM - OBJECTS

This product is optionally available with following sustainable features:

- Steel facings made of recycled steel (SSAB Zero) for significantly lower CO2 emissions and high circularity (Ruukki LowCarbon)

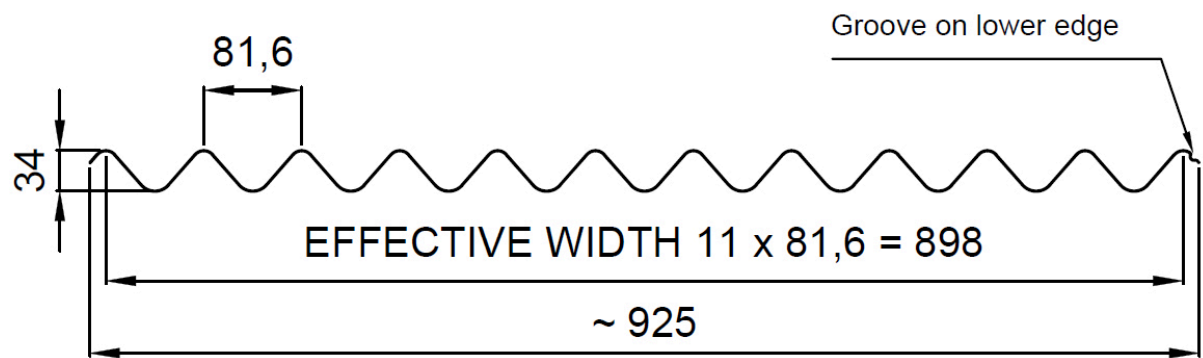


SEND CONTACT REQUEST

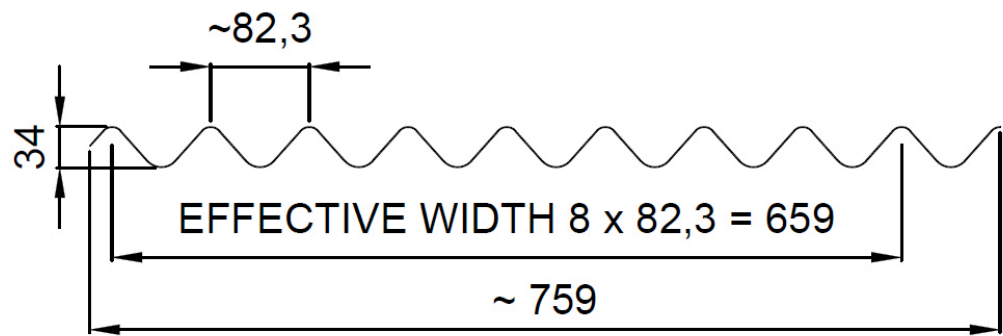
The information on our website is accurate to the best of our knowledge and understanding. Although every effort has been made to ensure accuracy, the company cannot accept any responsibility for any direct or indirect damages resulting from possible errors or incorrect application of the information of this publication. We reserve the right to make changes.

Properties

Cross-section drawing for Design Rome S34 made out of colour coated steel, stainless steel, aluminium or Cor-Ten



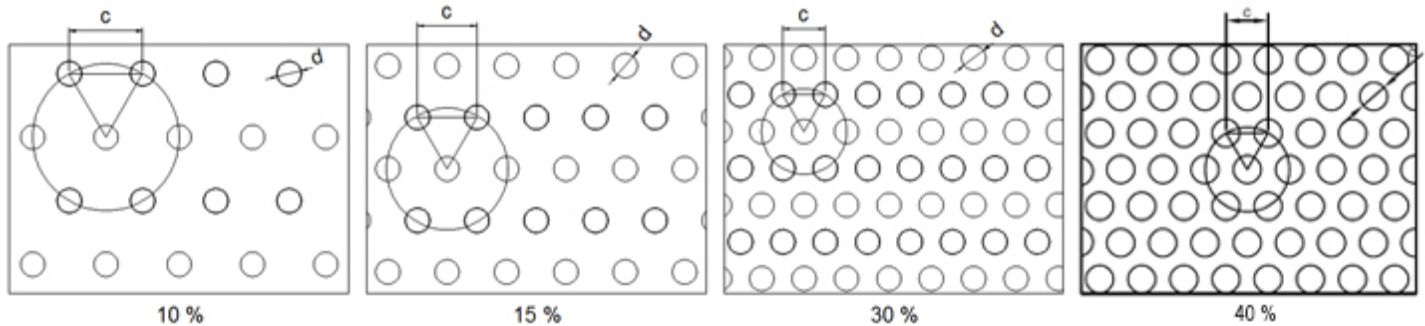
Cross-section drawing for Design Rome S34 made out of Rheinzink or copper & brass



Model name	Design Rome S34
Effective width	898 mm *
Total width	925 mm *
Depth	34 mm
Pitch	82 mm
Minimum length	500 mm
Maximum length	7000 mm

*RHEINZINK, COPPER & BRASS: EFFECTIVE WIDTH 659MM, TOTAL WIDTH 759MM

Perforation layout



10 % perforation, hole size $d = 4$ mm, centres $c = 12$ mm

15 % perforation, hole size $d = 4$ mm, centres $c = 10$ mm

30 % perforation, hole size $d = 4$ mm, centres $c = 7$ mm*

40 % perforation, hole size $d = 5$ mm, centres $c = 7.5$ mm

* Standard solution in Ruukki® Acoustic Claddings

Materials

Materials

Material	Material thickness (mm)	Weight (kg/m ²)	Surface treatment	GWP A1-A3 (kg CO ₂ equiv./m ²)	Available with perforation	Minimum order amount (m ²)	Reaction to fire
Zero Steel (LowCarbon)	0.6	5.9	GreenCoat Pural BT (Satin, Metallic)	6.6	x	2000 (limited availability)	A1
Steel	0.6	5.9	GreenCoat Pural BT (Satin, Metallic)	16.6	x	Standard colours - No limitations (except perforated 100) Extended colours - 2000*	A1
	0.6	5.9	Powder coating	16.6	x	100	A2 - s1,d0
Aluminium	0.7	2.4	Powder coating	21.5	x	250	-
	0.7	2.4	PVDF coating	4.6	x	750	-


Cor-Ten	0.7	7.0	Coating on reverse side	17.7	x	No limitations (except perforated 100)	A1
Rheinzink	0.7	6.3	Pre-patinated (no coating)	27.0	-	100	A1
Copper - Nordic Standard	0.6	6.7	Pre-patinated (no coating)	4.34	-	100	A1
Copper - Nordic Green, Blue or Brown	0.6	6.7	Pre-patinated (no coating)	4.75	-	100	A1
Brass - Nordic Brass	0.6	6.5	Pre-patinated (no coating)	10.6	-	100	A1
Stainless steel	0.5	4.9	Smooth 2B (steel grade 304, 316)	17.7	-	250	A1

*) Minimum order amount - 100 m² for Colours RR22, RR24, RR29, RR32, RR33, RR34, RR35, RR45


Coatings and colors

GreenCoat Pural BT (Standard colours)


Gloss level: 20 GU (Satin) / 40 GU (Metallic)




RR20 Winter white



RR21 Pebble grey



RR23 Mountain grey



RR33 Nordic night black



RR40 Metallic silver



RR41 Metallic dark silver



RR42 Metallic gold



RR45 Metallic titanium



RR979 Metallic copper

Extended colours

- [GreenCoat Pural BT \(steel\)](#)
- [PVDF \(aluminium\)](#)
- [Powder paint \(steel\)](#)
- [Powder paint \(aluminium\)](#)

BIM objects



Download BIM objects to your desktop

ProLib brings Ruukki products as BIM models directly to your desktop in 3D form for design programs AutoCad, Autodesk Revit, Archicad and Tekla Structures. Product libraries compile all necessary design models and detailed drawings in one place. Library updates are automatically notified, so as a user you can be sure that your product information is consistently up to date. ProLib can also be used as a standalone desktop application.

[Go to BIM library](#)

Download documents

Declaration of performance

Design profile S18:

Other design profiles:



Declaration of Performance 25/PP/PAR - Cladding products

PDF, 43.7 KB

Cor-Ten design profiles:



Declaration of Performance 25/PP/PAR - Cladding products

PDF, 43.7 KB

Order form



Ruukki Design Profile order form 2.2.2

XLSM, 0.6 MB

Maintenance instructions



Selection recommendations for color-coated thin sheet

PDF, 1.6 MB



Ruukki Cor-Ten facades - maintenance instructions

PDF, 70.3 KB



Ruukki powder coated facade claddings - Maintenance instructions

PDF, 0.6 MB



Ruukki colour coated steel - Maintenance instructions

PDF, 0.6 MB

Accessory documents



Facade cladding accessories 02_2025 ENG


PDF, 4.1 MB

References



Ruukki office building in Latvia

The architect had the idea of using large façade elements of a uniform surface quality and metallic color. Ruukki's new product Ruukki Primo Skyline S100 meets ...



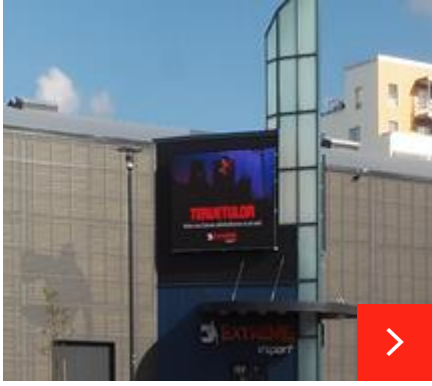
Telia Helsinki Data Center

Ruukki supplied the Ruukki Life energy panels used in the walls of the building to make the building energy efficient. The façades of the Data Center were clad ...



Nova hospital in Finland

Ruukki Design profiles can also be used indoors. Our products were chosen for both the hospital's exterior walls and indoor premises.



Esport Arena sports hall

We delivered 2,500 m2 of perforated Ruukki® Design Rome S34 facade cladding profiles to the Esport Arena. The delivery included participation in design with the...

[See all design profile references](#)