

# Cladding Lamella Groove 20

Create a grooved surface with Lamella Groove 20 for ventilated steel and aluminum façade systems.

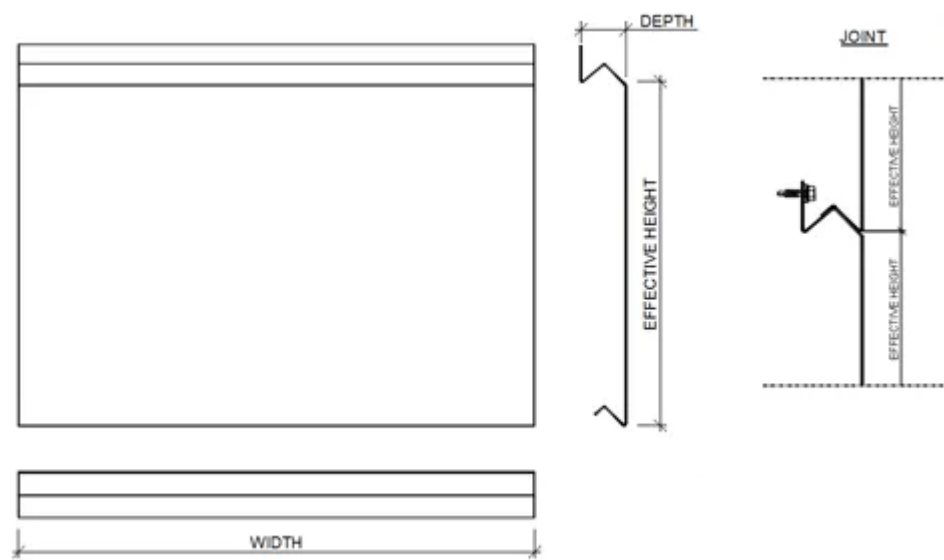
**Ruukki® Emotion**

Available also with perforation and backlighting.



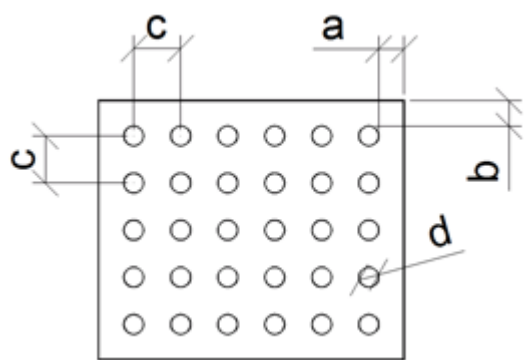
**SEND CONTACT REQUEST**

# Properties



Model name	Cladding Lamella Groove 20
Effective height	Cost and waste optimized 330 - 350 mm (min. 150 mm, max. 400 mm)
Width	150 - 4000 mm
Depth	40 mm
Fastening Style	Hidden fix

## Perforation layout



Dimension/hole	mm
a	≥10

b	≥10
c	≥ d+25
d	16, 20, 30, 40, 50, 60

Symmetrical perforation: Fully perforated in symmetrical square layout. Only 1 hole size (d) and distance (a, b, c) per product.

Art perforation: Fully or partly perforated in freely chosen locations. All hole sizes (d) and distances (c) available per product.

## Materials

Material	Material thickness (mm)	Weight (kg/m <sup>2</sup> )	Surface treatment	GWP A1-A3 (kg CO <sub>2</sub> equiv./m <sup>2</sup> )	Available with perforation	Minimum order amount (m <sup>2</sup> )	Reaction to fire
Steel	1.2	9.7	GreenCoat Pural BT (Satin, Metallic)	30.2	No	Standard colours: No limitations Extended colours: 900	A1
	1.2	9.7	Powder coating	30.2	Yes	100	A2 - s1,d0
Aluminium	2.0	5.6	Powder coating	55.6	Yes	250	-
	2.0	5.6	PVDF coating	37.3	Yes	250	-
	1.5	4.2	Powder coating	41.7	Yes	250	-
	1.5	4.2	PVDF coating	28.0	Yes	350	-
Rheinzink	1.0	7.4	Pre-patinated (no coating)	35.1	Limited	100	A1
Copper Nordic Standard	1.5	13.9	Pre-patinated (no coating)	9.97	Limited	60	A1
	1.0	9.3	Pre-patinated (no coating)	6.67	Limited	60	A1

Copper Nordic Green, Blue, Brown	1.5	13.9	Pre-patinated (no coating)	10.9	Limited	60	A1
	1.0	9.3	Pre-patinated (no coating)	7.31	Limited	60	A1
Brass - Nordic Brass	1.5	13.5	Pre-patinated (no coating)	24.5	Limited	60	A1
	1.0	9.0	Pre-patinated (no coating)	16.3	Limited	60	A1
Bronze - Nordic Bronze	1.5	13.5	Pre-patinated (no coating)	14.0	Limited	60	A1
	1.0	9.0	Pre-patinated (no coating)	9.32	Limited	60	A1
Bronze - Nordic Royal	1.5	13.5	Pre-patinated (no coating)	32.4	Limited	60	A1
	1.0	9.0	Pre-patinated (no coating)	21.6	Limited	60	A1
Stainless steel	1.0	8.2	Smooth (2B)	32.8	Limited	125	A1
	1.0	8.2	Wet grinded (4N)	32.8	Limited	125	A1


## Coatings and colors

### GreenCoat Pural BT (Standard colours)


Gloss level: 20 GU (Satin) / 40 GU (Metallic)




RR20 Winter white



RR21 Pebble grey



RR23 Mountain grey



RR33 Nordic night black



RR40 Metallic silver



RR41 Metallic dark silver



RR42 Metallic gold



RR45 Metallic titanium



RR979 Metallic copper

---

## Extended colours

- [GreenCoat Pural BT \(steel\)](#)
- [PVDF \(aluminium\)](#)
- [Powder paint \(steel\)](#)
- [Powder paint \(aluminium\)](#)

## BIM objects



### Download BIM objects to your desktop

ProLib brings Ruukki products as BIM models directly to your desktop in 3D form for design programs AutoCad, Autodesk Revit, Archicad and Tekla Structures. Product libraries compile all necessary design models and detailed drawings in one place. Library updates are automatically notified, so as a user you can be sure that your product information is consistently up to date. ProLib can also be used as a standalone desktop application.

[Go to BIM library](#)

# Download documents

## Declaration of performance



### **Declaration of Performance 25/PP/PAR - Cladding products**

PDF, 43.7 KB

## Order form



### **Ruukki cladding lamellas order form 2.4.5**

XLSM, 1.1 MB

## Maintenance instructions



### **Ruukki Cor-Ten facades - maintenance instructions**

PDF, 70.3 KB



### **Ruukki powder coated facade claddings - Maintenance instructions**

PDF, 0.6 MB



### **Ruukki colour coated steel - Maintenance instructions**

PDF, 0.6 MB

## Accessory documents



### **Facade cladding accessories 02\_2025 ENG**


PDF, 4.1 MB

# References



## Metsä Wood production building

The production facilities were modernised and given an elegant facelift.




## Commercial buildings –Lohi shopping center

Lohja's town plan imposed strict conditions on the shape of the building, including the curved façade. The architect who designed the building wanted to add a s...



## Maritime Centre Vellamo

Maritime Centre Vellamo in Kotka is shaped like a large wave, and its facade sparkles like the rippling surface of water.



## Rescue Department building in Puolanka, Finland

Ruukki was selected as the supplier with its cost-effective solutions and quick and easy installation. The building is an elegant ensemble with a façade finishe...

[See all cladding lamella references](#)