Ruukki acoustic cladding 50 mm

All Ruukki design and low profiles with 30% continuous perforation and suitable background insulation layer of 50 mm removes flutter echoes between vertical parallel surfaces and improves absorption properties of both wall and ceiling surfaces.

Ruukki® LowCarbon
Also available as Ruukki® LowCarbon, helping to reduce embodied carbon and made with high recycled content. See the Ruukki® LowCarbon pages and product-specific EPDs for details.

SEND CONTACT REQUEST

The information on our web site is accurate to the best of our knowledge and understanding. Although every effort has been made to ensure accuracy, the company cannot accept any responsibility for any direct or indirect damages resulting from possible errors or incorrect application of the information of this publication. We reserve the right to make changes.

Structure

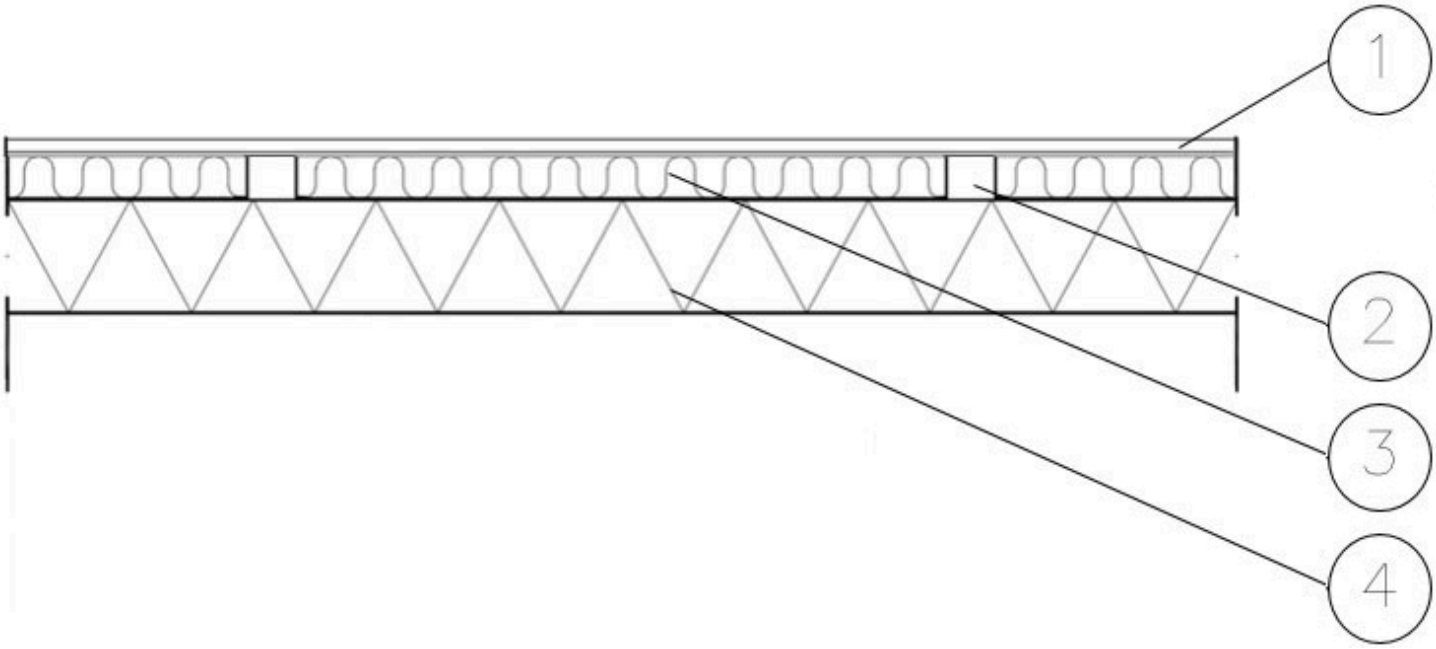

1. Ruukki design profile orlow profile with 30 % perforation
2. Hat profile 0,6 mm; h = 50 mm, w = 70 mm
3. Rockwool with glass fibre felt ~ 85 kg/m³, 50 mm, not in Ruukki delivery
4. Base structure: Ruukki sandwich panel (SPA150E) / all kind of base structure

Thickness	50
Impact resistance class (EN 13964:2014)	Class 2A (Design Venice S10) Class 3A (Design Tokyo S18)

Sound absorption values

Practical sound absorption coefficient α_p and sound absorption class

Class A, α_w 1,00

f(Hz)	α_p
125	0,30
250	0,85
500	1,00
1000	0,95
2000	0,95
4000	0,95

Sound insulation values

Airborne sound insulation value improvement

(Values below are measured with Ruukki sandwich panel (SPA150E) base structure, similar improvement with all sandwich panels.)

f(Hz)	R(dB) 1/3	R(dB) 1/1	F	B
50	32,2			
63	28,2	19,4		
80	14,9			
100	21,1			
125	23,0	22,1		
160	22,3			
200	23,9			
250	27,9	26,6		

315	30,7			
400	34,2			
500	37,2	36,0		
630	37,5			
800	32,7			
1000	30,0	32,7		
1250	40,5			
1600	46,1			
2000	45,5	46,8		
2500	49,9			
3150	56,3		x	
4000	62,2	59,8	x	
5000	66,6		x	x

Note. Signs F and B indicate that the declared result is an underestimate in this frequency band. The true value is larger.

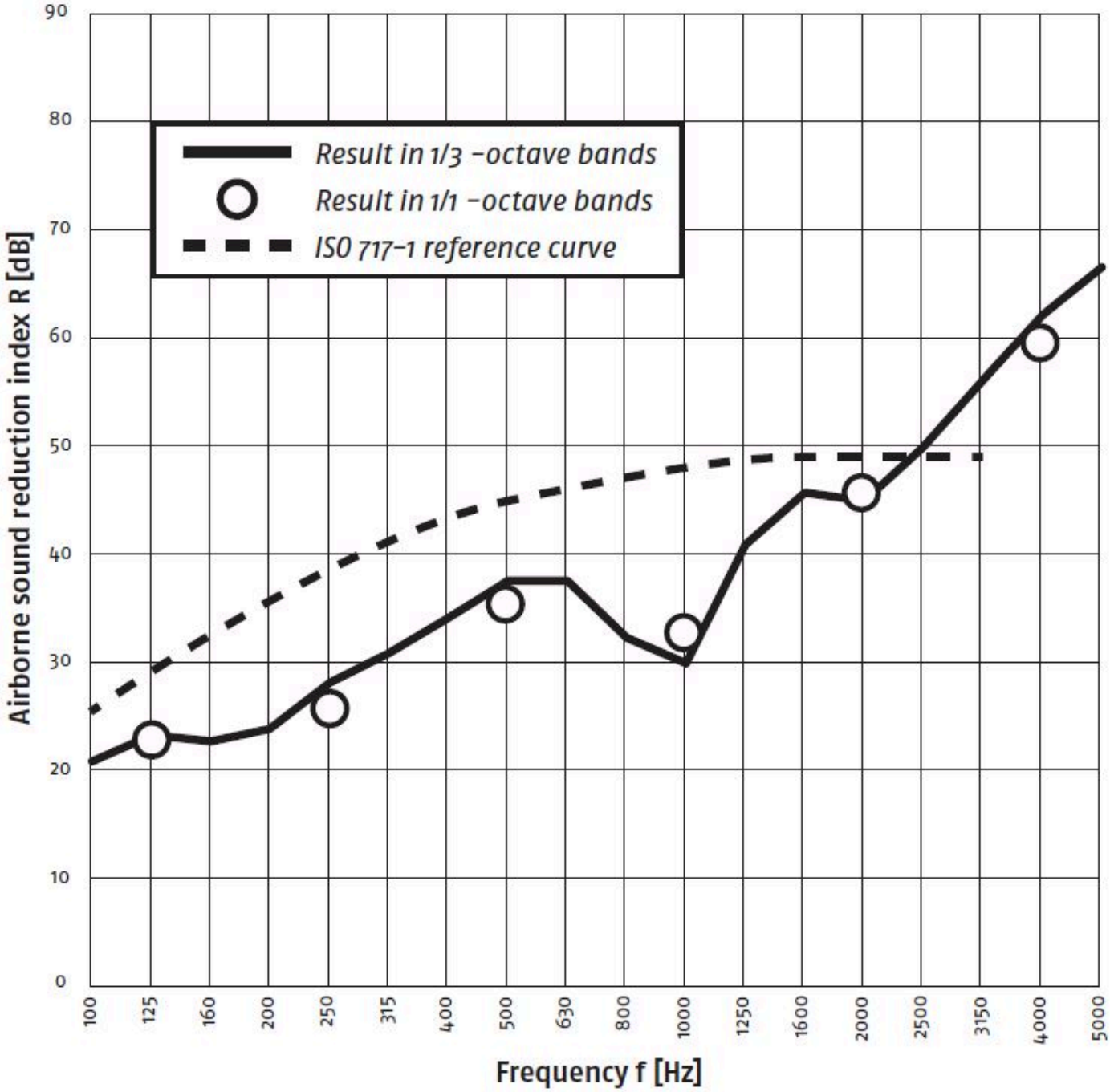

$R_w(C;C_{tr})$ = 35 (-2;-5) dB

Design tools

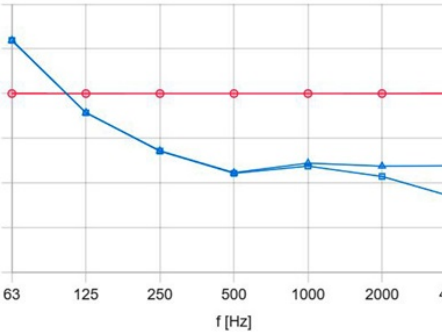

Ruukki Acoustic Estimator

Zistite, aký materiál je pre vás najlepší. Vyskúšajte našu kalkulačku pre váš ďalší projekt. Pridaním rozmerov budovy a vyplnením nastavení materiálu v nástroji Ruukki Acoustic Estimator môžete zistiť, ktorá konfigurácia produktu poskytuje optimálne výsledky pre váš projekt.

Prejsť na kalkulačku

Stiahnite si BIM objekty do vášho počítača

ProdLib prináša produkty Ruukki ako modely BIM v 3D pre návrhové programy AutoCad, Autodesk Revit, Archicad a Tekla priamo na plochu vášho počítača. Knižnice produktov sústreďujú všetky potrebné návrhové modely a detailné výkresy na jednom mieste. Aktualizácie knižnice sú automaticky oznámené, takže ako používateľ si môžete byť istý, že k dispozícii sú vždy najnovšie informácie o produkte. ProdLib je možné použiť aj ako samostatnú desktopovú aplikáciu.

Prejsť do knižnice BIM

Technical documents

Here you can find all technical documents related to Ruukki's sound environment solutions. Documents are organised by document type.

Product description

Ruukki sound environment solutions - Product description 10_2025
PDF, 1,6 MB

Design instruction

Installation instruction

Detail drawings

Accessories

Facade cladding accessories 11_2025 ENG
PDF, 2,8 MB

Profiled sheets and purlins accessories 01_2024
PDF, 4,0 MB

Certificates and approvals

Here you can find all certificates and approvals related to Ruukki's sound environment solutions. Documents are organized by document type.

Declaration of performance

Ruukki Cor-Ten facades - Certification
PDF, 31,8 KB

Declaration of Performance 28/PP/VIM - Low profiles
PDF, 41,3 KB

Declaration of Performance 8/PP/VIM - Low profiles
PDF, 43,6 KB

Environmental product declaration

EPD Ruukki colour-coated products
PDF, 1,1 MB

EPD Ruukki LowCarbon colour-coated products
PDF, 0,8 MB