Sandwich panel nSPD WE

Sandwich panel **nSPD WE** is available in thicknesses 100 - 230 mm.

It is a perfect solution for most buildings and structures, combining **high quality** with **very good technical properties**.

The filling consisting of non-combustible and environmentally friendly mineral wool with **low thermal conductivity coefficient** ensures **very good thermal insulation** of this panel. The gaskets integrated in the joint provide reliable airtightness of the panel as a standard.

Application:

- External walls

This product is optionally available with following sustainable features:

- Steel facings made of recycled steel (SSAB Zero) for significantly lower CO_2 emissions and high circularity - available as Ruukki LowCarbon



SEND CONTACT REQUEST

The information on our website is accurate to the best of our knowledge and understanding. Although every effort has been made to ensure accuracy, the company cannot accept any responsibility for any direct or indirect damages resulting from possible errors or incorrect application of the information of this publication. We reserve the right to make changes.

Properties

Model name	Sandwich panel nSPD WE
Standard module width	1000 mm
Minimum length	2000 mm
Maximum Length	12000 mm
External facing thickness	0.6 mm
Internal facing thickness	0.5 mm
External Fire Exposure	NRO

Thickness D (mm)	**100**	**120**	**150**	**200**	**230**
Weight (kg/m^2)	20	21.8	24.5	29	31.7
U-value (W/m^{2}K)	0.39	0.32	0.27	0.20	0.17
Sound insulation Rw (dB)	29	29	29	29	29
Reaction to fire	A2-s1,d0	A2-s1,d0	A2-s1, d0	A2-s1,d0	A2-s1, d0
GWP-total, A1-A3 (kg CO_2 ⍰/m²)	29,8	30,5	31,7	33,5	34,6
GWP-total, A1-A3 (kg CO_2e/m²) for Ruukki® LowCarbon	-	-	-	-	-

Wall fire resistance values & max span horizontal / vertical orientation (m):	**100**	**120**	**150**	**200**	**230**
EI 30 (fire from inside)	- / 7.5	- / 7.5	- / 7.5	- / 7.5	- / 7.5
EI 60 (fire from inside)	-	-	- / 7.5	- / 7.5	- / 7.5
EI 30 (fire from outside)	- / 7.5	- / 7.5	- / 7.5	- / 7.5	- / 7.5
EI 60 (fire from outside)	- / 6.0	- / 6.0	- / 7.5	- / 7.5	- / 7.5
EI 90 (fire from outside)	-	-	- / 7.5	- / 7.5	- / 7.5
EI 120 (fire from outside)	-	-	- / 7.5	- / 7.5	- / 7.5
EI 180 (fire from outside)	-	-	- / 6.0	- / 6.0	- / 6.0

Detailed information regarding the application of fire resistance ratings can be obtained from Ruukki Sales.

All properties are declared in accordance with EN 14509 and related standards.

Coatings and colors

Materials

Facing	Coating	Gloss level (GU)	Corrosivity category	UV resistance	Colours
External	GreenCoat Pural BT Satin	20	C4	Ruv4-5	RAL9010 (RR126)
External	GreenCoat Pural BT Metallic	40	C4	Ruv4	RAL9006 (RR40), RAL9007 (RR41)
External	Polyester	35	C3	Ruv2-3	RAL1021, RAL2003, RAL3000 (RR770), RAL3009 (RR29), RAL3013 (RR774), RAL5003 (RR4F8), RAL5005 (RR4A8), RAL5012 (RR408), RAL6011 (RR526), RAL6018 (RR5G8), RAL7015 (RR23), RAL7016 (RR288), RAL7035 (RR2B1), RAL7040 (RR287), RAL9002 (RR1G6), RAL9006 (RR946), RAL9007, RAL9010 (RR1G5), Golden Oak
Internal	Polyester	35	C3	-	RAL9002 (RR1G6), RAL9010 (RR1G5)

UV resistance describes how well the coating is able to keep its original colour and gloss levels in accordance with EN10169. The higher the class, the better the resistance.

Corrosivity categories describe the outdoor climate conditions in accordance with EN12944. The higher the category, the more corrosive environment.

Primary colors

RAL9010 Pure white RR1G5

RAL9002 Grey white RR1G6

RAL7035 Light grey RR2B1

RAL9006 White aluminium RR946

RAL9007 Grey aluminium

RAL7015 Slate grey RR23

RAL7016 Anthracite grey RR288

Complementary colors

RAL7040 Window grey RR287

RAL 5012 Light blue RR408

RAL5005 Signal blue

RAL5003 Sapphire blue RR4F8

RAL1021 Colza yellow

RAL2003 Pastel orange



RAL3013 Tomato red RR774



RAL3000 Flame Red RR770



RAL3009 Oxide red RR29



RAL 6018 Yellow green RR5G8



RAL6011 Reseda green RR526

Golden oak

Profile options

Linear L

Micro M

Ribbed R250



Ribbed R500



Linear L25

Flat F

Facing	Profile
External profiling	L, M, R250, R500, F
Internal profiling	L, L25, F

Design tools

Traypan® software for designing sandwich panels

With TrayPan®, you can design metal faced sandwich panels made by Ruukki. A panel structure can be designed as a single- or multi-span construction. You can easily give, with a few parameters, both suction and pressure loads caused by the wind. The application also calculates the necessary fasteners.

Go to Traypan®

Download BIM objects to your desktop

ProdLib brings Ruukki products as BIM models directly to your desktop in 3D form for design programs AutoCAD, Autodesk Revit, Archicad and Tekla Structures. Product libraries compile all necessary design models and detailed drawings in one place. Library updates are automatically notified, so as a user you can be sure that your product information is constantly up to date. ProdLib can also be used as a standalone desktop application.

Go to BIM library

Technical documents

Here you can find all technical documents related to Ruukki's sandwich panels. Documents are organised by document type. Click to enter document library.

Product descriptions

Accessory documents

Load tables

Installation instructions

Maintenance instructions

Sound insulation values

Detail drawings

Certificates and approvals

Here you can find all certificates and approvals related to Ruukki's sandwich panels. Documents are organised by document type. Click to enter document library.

Declaration of performance

Environmental product declaration

Intruder resistance certificate

M1 Emission Classification

Visualization tool

Get inspired with our Sandwich Panel visualization tool

With our interactive Visualization tool for Ruukki sandwich panels, you can easily explore and customize the perfect combination for your building project.

Go to visualization tool