

Load-bearing sheet T45-30L-905

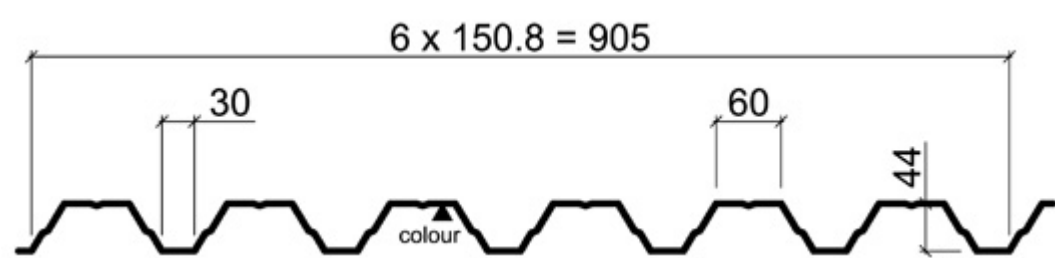
Optimal geometry of the T45 enables cost efficient roof structures for reasonable spans.

For the optimal structural dimensioning, use Ruukki's roof dimensionin software, [Poimu](#).



[SEND CONTACT REQUEST](#)

Properties



Model name	Load-bearing sheet T45-30L-905
Product code	T45-30L-905
Height	44 mm
Width of valley	30 mm
Width of crown	60 mm
Effective width	905 mm
Minimum length	500 mm
Maximum Length	15000 mm
Quality control	Factory production control according to EN 1090-1 and EN 1090-4
Tolerances	Dimensions and shape according to EN 1090-4, material thickness according to EN 10143
CE Marking	According to EN1090-1
Execution class	EXC1 and EXC2

Materials

Material thickness (mm)	Steel grade	Zinc (g/m ²)	Surface treatment	Corrosion class, interior	Corrosion class, exterior	Colours **	Weight (kg/m ²)	GWP, A1-A3 (kgCO ₂ e/m ²)	GWP, D (kgCO ₂ e/m ²)
0.6	S280	Z275	Galvanized	C2	-	-	6.51	16.9	-9.2
0.6	S280	Z275	Polyester 25	C3*	C3	RR20	6.51	17.8	-9.2
0.7	S350	Z275	Galvanized	C2	-	-	7.59	19.7	-10.7
0.7	S350	Z275	Polyester 25	C3*	C3	RR20	7.59	20.8	-10.7
0.7	S350	Z275	GreenCoat Pural BT	-	C4	RR21, RR22, RR23, RR33	7.59	20.8	-10.7
0.9	S350	Z275	Galvanized	C2	-	-	9.76	25.4	-13.8
0.9	S350	Z275	Polyester 25	C3*	C3	RR20	9.76	26.7	-13.8

*) For perforated sheetings C2

**) The reverse sides of the colour coated sheets are painted as standard with 2-layer grey backside coating

Protection against corrosion

Environment	Coating
Interior applications in environments with corrosivity category C1, C2 according to EN ISO 12944-2 standard and A1, A2 according to EN 10169 standard	Steel sheets with zinc coating of 100 g/m ² and with polyester coating SP 15, thickness 15 µm
Interior applications in environments with corrosivity category C1, C2, C3 according to EN ISO 12944-2 standard and A1, A2, A3 according to EN 10169 standard	Steel sheets with zinc coating of 275 g/m ² and with polyester coating SP 25, thickness 25 µm

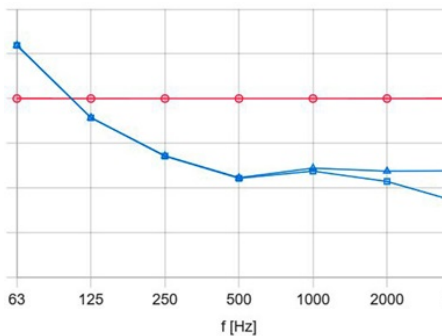
Design tools



Poimu software for dimensioning load-bearing sheets

Dimensioning software, Poimu, allows you to optimise product choice according to the Eurocode. Simply by defining some basic input data you can select a load-bearing sheet for their needs from Ruukki's selection. This quick optimisation tool covers 1-, 2-span and continuous structures and gives the exact solution as to what sheet should be used, as well as its length.

[Go to Poimu software](#)



Ruukki Acoustic Estimator

Try our estimator for your next project. With our estimation tool you can calculate which product configuration provides you with optimal results.

[Go to estimation tool here](#)

Acoustic perforation

Acoustic absorption coefficient, absorption class and sound insulation

Find detailed acoustic information from <https://www.ruukki.com/sound-environment> where is collection of products, guide and measured values are available.

Corrosion resistance

Due to requirement regarding corrosion resistance perforated steel sheets may be applied only indoors and as follows:

Galvanized steel sheets with zinc coating 275 g/m² or galvanized steel sheets with zinc coating 100 g/m² or 275 g/m² together with organic coating SP 25 (polyester 25 µm) - in corroding medium C1 and C2 as per EN ISO 12944-2.

Load bearing profile application

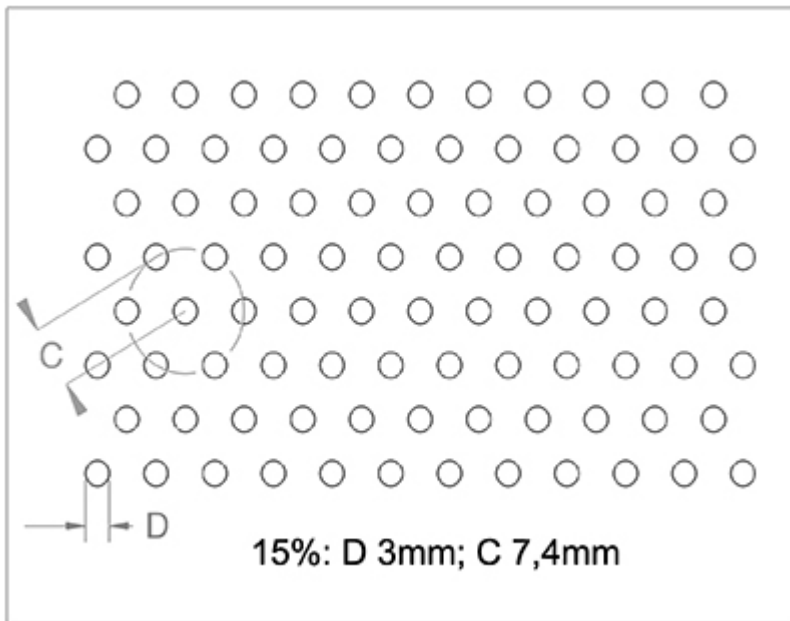
Load bearing profiles are usually applied in multi layer roofing constructions. Sound absorption can be improved and adjusted by profile perforation selection and insulation layer selection. Perforation leads

to improved sound absorption that can greatly improve indoor acoustic conditions; reduction of sound reverberation time and background noise level even without extra acoustic layers and involved costs.

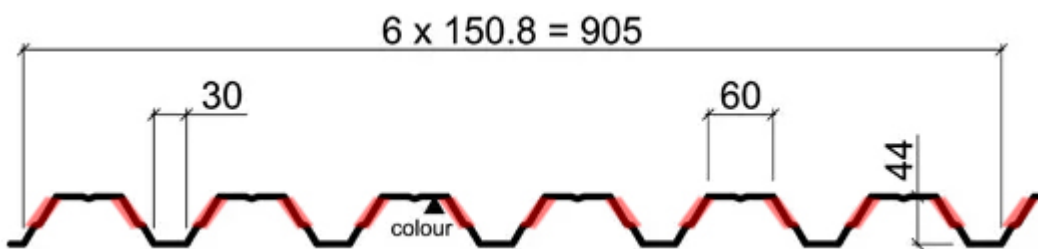
Use of POIMU software enables trapezoidal sheets within a structure to be dimensioned and optimized with perforated profiles too. For more information on POIMU visit [Ruukki Design Tools](#).

Perforation pattern

Standard degree of perforation is 15% within the area perforated for web perforated profiles.



Perforation location for T45 profile marked with red.



Anticondensation layer

Profiles with anti-condensation layer are protected against water condensation directly at the bottom surface of the metal sheet. The layer absorbs water which then may be evaporated into the surrounding environment during a change in weather conditions.

Perlite coat, sprayed only on the bottom surface (back coating side) of the profile.

Layer weight	400 1 000 g/m²
Water-absorption capacity	~0.5–0.8 l/m ² –1.1–1.5 l/m ²
Coating method	Sprayed
Colour	Light gray
Diluting agent	Water
Composition	Perlite grains, cellulose fibres, water and binder

Technical documents

Here you can find all technical documents related to Ruukki's load-bearing sheets. Documents are organised by document type. Click to enter document library.

**Product
descriptions**



**Accessory
documents**



**Detail
drawings**



**Installation
instructions**



**Maintenance
instructions**



Certificates and approvals

Here you can find all certificates and approvals related to Ruukki's load-bearing sheets. Documents are organised by document type. Click to enter document library.

**Declaration of
performance**



**Environmental
product
declaration**

