

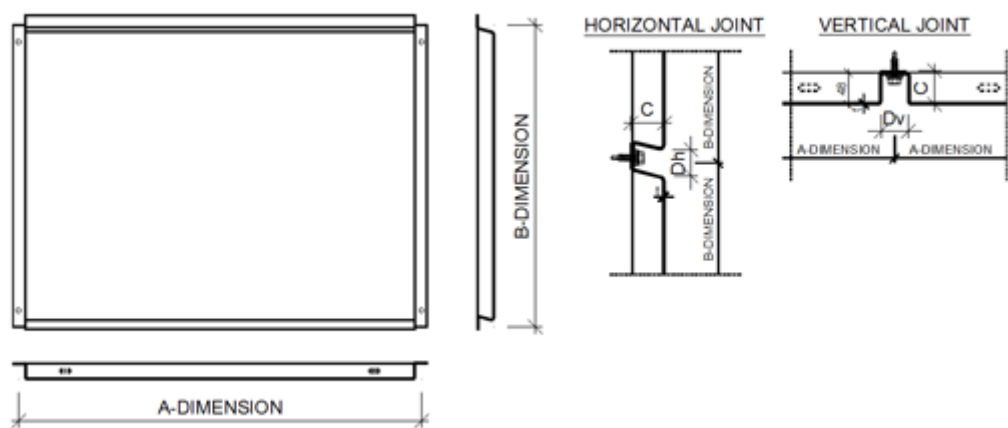
# Liberta Original 102 Grande

Create a genuine and distinct large scaled layout with the Liberta Original 102 Grande for ventilated steel facade systems.



**SEND CONTACT REQUEST**

# Properties



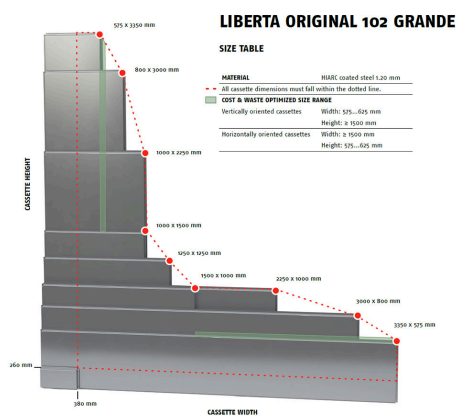
Model name	Liberta Original 102 Grande
Depth	25, 30 mm
Horizontal joint	20, 25, 30 mm
Vertical joint	20, 25, 30 mm
Fastening Style	Visible

## Size table

Click on the picture to see full resolution.

### Material:

- HIARC coated steel 1.2 mm



# Materials

Material	Material thickness (mm)	Weight (kg/m <sup>2</sup> )	Surface treatment	GWP A1-A3 (kg CO <sub>2</sub> equiv./m <sup>2</sup> )	Reaction to fire
Steel	1.2	13.7	GreenCoat Pural BT (Satin, Metallic)	31.7	A2-s2, d0

The panel has a 18 mm thick mineral wool board bonded on the reverse side.


## Coatings and colors

### GreenCoat Pural BT (Standard colours)


Gloss level: 20 GU (Satin) / 40 GU (Metallic)




RR20 Winter white



RR21 Pebble grey



RR23 Mountain grey



RR33 Nordic night black



RR40 Metallic silver




RR41 Metallic dark silver



RR42 Metallic gold



RR45 Metallic titanium



RR979 Metallic copper

---

## Extended colours

- [GreenCoat Pural BT \(steel\)](#)

## BIM objects



### Download BIM objects to your desktop

ProdLib brings Ruukki products as BIM models directly to your desktop in 3D form for design programs AutoCAD, Autodesk Revit, Archicad and Tekla Structures. Product libraries compile all necessary design models and detailed drawings in one place. Library updates are automatically notified, so as a user you can be sure that your product information is constantly up to date. ProdLib can also be used as a standalone desktop application.

[Go to BIM library](#)

## Download documents

### Declaration of performance



#### Declaration of Performance 25/PP/PAR - Cladding products

PDF, 43.7 KB

### Order forms



#### Ruukki Liberta rainscreen panels order form 2.4

XLSM, 5.1 MB

## Maintenance instructions



### **Selection recommendation for color-coated products**

PDF, 1.6 MB



### **Ruukki Cor-Ten facades - maintenance instructions**

PDF, 70.3 KB



### **Ruukki powder coated facade claddings - Maintenance instructions**

PDF, 0.6 MB



### **Ruukki colour coated steel - Maintenance instructions**

PDF, 0.6 MB

## Accessory documents



### **Facade cladding accessories 02\_2025**


PDF, 4.1 MB

# References



## RIMI - A logistics centre in Latvia

The facade of RIMI has Ruukki Liberta® 102 Grande and Design Profile Tokyo S18 cladding. Liberta® 102 Grande is a classic member of design panels used for extra...




## Centrum Galaxy

Ruukki provided a new façade for Centrum Galaxy in Szczecin, Poland, based on Ruukki Renovation concept. The shopping centre's new façade has been created by a...



## DOMINA Shopping Mall in Latvia

Ruukki supplied full envelope solution for renovation project of DOMINA shopping center in Latvia; Load bearing sheets, energy efficient sandwich panels and hi...



## Apartment building in Tallinn, Estonia

The facade of the top floor of this apartment building with a million-dollar view is covered with Ruukki Liberta Original 102 Grande rainscreen panels.

[See all rainscreen panel references](#)

# Visualization tool



## Visualize your idea

Get inspired on how our façade cladding products come live in a building façade. Find your own combination of surface structures, patterns, colors and materials.

[Go to visualization tool](#)