Design Venice S10

Create a minimalistic rhythm with Design Venice™ S10 for ventilated steel facade systems.

Applications: facade and ceiling surfaces.

Ruukki® Emotion
Available also with perforation and backlighting.

Ruukki® Acoustic Claddings
Available also with perforation for sound absorption.

Ruukki® LowCarbon
Also available as Ruukki® LowCarbon, helping to reduce embodied carbon and made with high recycled content.
See the Ruukki® LowCarbon pages and product-specific EPDs for details.

SEND CONTACT REQUEST

BIM - OBJECTS

The information on our website is accurate to the best of our knowledge and understanding. Although every effort has been made to ensure accuracy, the company cannot accept any responsibility for any direct or indirect damages resulting from possible errors or incorrect application of the information of this publication. We reserve the right to make changes.

Properties

Cross-section drawing for Design Venice S10 made out of colour coated steel, stainless steel, aluminium or Cor-Ten

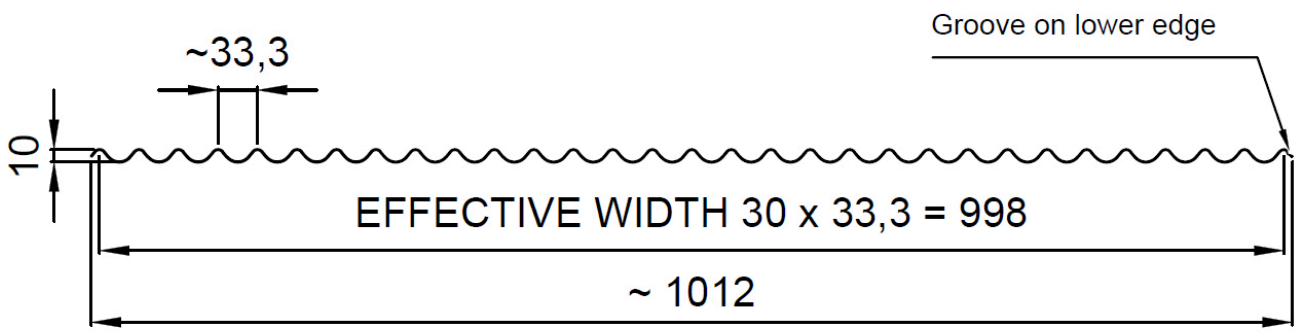

Cross-section drawing for Design Venice S10 made out of Rheinzink or copper & brass

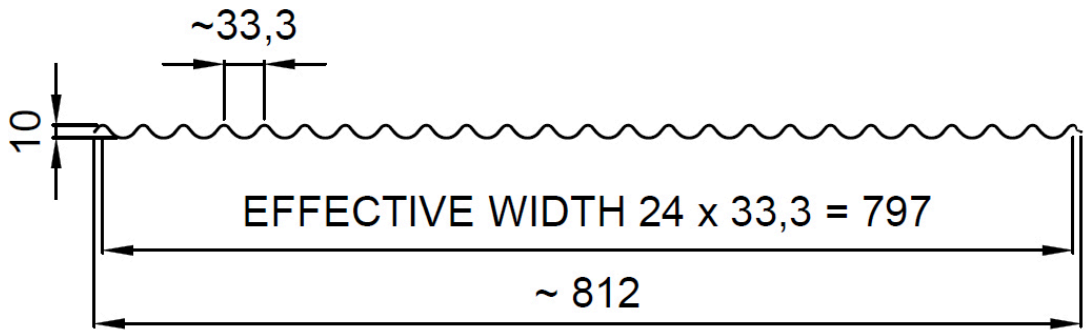

Model name	Design Venice S10
Effective width	998 mm *
Total width	1012 mm *
Depth	10 mm
Pitch	33 mm
Minimum length	500 mm
Maximum length	7000 mm

* Rheinzink, Copper & Brass: Effective width 797 mm, total width 812 mm

Perforation layout

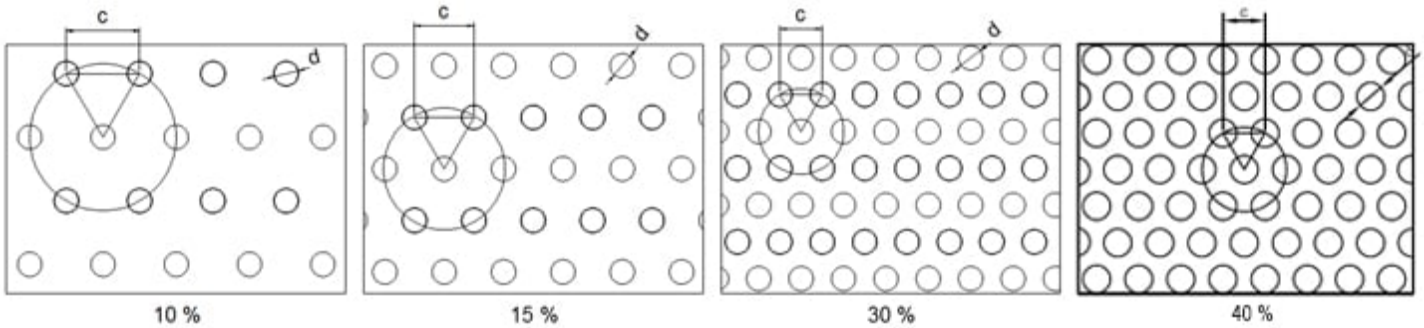

10 % perforation, hole size d = 4 mm, centres c = 12 mm
15 % perforation, hole size d = 4 mm, centres c = 10 mm
30 % perforation, hole size d = 4 mm, centres c = 7 mm*
40 % perforation, hole size d = 5 mm, centres c = 7.5 mm

*) Standard solution in Ruukki® Acoustic Claddings

Materials

Material	Material thickness (mm)	Weight (kg/m^2)	Surface treatment	GWP A1-A3 (kg CO_2 equiv./m^2)	Available with perforation	Minimum order amount (m^2)	Reaction to fire
Zero Steel (LowCarbon)	0.6	5.9	GreenCoat Pural BT (Satin, Metallic)	6.6	x	2000 (limited availability)	A1
Steel	0.6	5.9	GreenCoat Pural BT (Satin, Metallic)	16.6	x	Standard colours - No limitations (except perforated 100) Extended colours - 2000*	A1
	0.6	5.9	Powder coating	16.6	x	100	A2 - s1,d0
Aluminium	0.7	2.4	Powder coating	21.5	x	250	-
	0.7	2.4	PVDF	4.6	x	750	-

			coating				
Cor-Ten	0.7	7.0	Coating on reverse side	17.7	x	No limitations (except perforated 100)	A1
Rheinzink	0.7	6.3	Pre-patinated (no coating)	27.0	-	100	A1
Copper - Nordic Standard	0.6	6.7	Pre-patinated (no coating)	4.34	-	100	A1
Copper - Nordic Green, Blue or Brown	0.6	6.7	Pre-patinated (no coating)	4.75	-	100	A1
Brass - Nordic Brass	0.6	6.5	Pre-patinated (no coating)	10.6	-	100	A1
Stainless steel	0.5	4.9	Smooth 2B (steel grade 304, 316)	17.7	-	250	A1

*) Minimum order amount - 100 m^2 for Colours RR22, RR24, RR29, RR32, RR33, RR34, RR35, RR45

Coatings and colors

GreenCoat Pural BT (Standard colours)

Gloss level: 20 GU (Satin) / 40 GU (Metallic)

RR20 Winter white



RR21 Pebble grey



RR23 Mountain grey



RR33 Nordic night black

RR40 Metallic silver

RR41 Metallic dark silver

RR42 Metallic gold

RR45 Metallic titanium

RR979 Metallic copper

Extended colours

- GreenCoat Pural BT (steel)
- PVDF (aluminium)
- Powder paint (steel)
- Powder paint (aluminium)

BIM objects

Download BIM objects to your desktop

ProdLib brings Ruukki products as BIM models directly to your desktop in 3D form for design programs AutoCAD, Autodesk Revit, Archicad and Tekla Structures. Product libraries compile all necessary design models and detailed drawings in one place. Library updates are automatically notified, so as a user you can be sure that your product information is constantly up to date. ProdLib can also be used as a standalone desktop application.

Go to BIM library

Download documents

Declaration of performance

Design profile S18:

Declaration of Performance 28/PP/VIM - Low profiles
PDF, 41.3 KB

Other design profiles:

Declaration of Performance 25/PP/PAR - Cladding products
PDF, 43.7 KB

Cor-Ten design profiles:

Ruukki Cor-Ten facades - Certification
PDF, 31.8 KB

Order form

Ruukki Design Profile order form 2.2.2
XLSM, 0.6 MB

Maintenance instructions

Selection recommendation for color-coated products
PDF, 1.6 MB

Ruukki Cor-Ten facades - maintenance instructions
PDF, 70.3 KB

Ruukki powder coated facade claddings - Maintenance instructions
PDF, 0.6 MB

Ruukki colour coated steel - Maintenance instructions
PDF, 0.6 MB

Accessory documents

Facade cladding accessories 11_2025
PDF, 2.8 MB

References



Jallukka apartment building

“The facade also includes handmade Danish bricks and concrete. Cor-Ten® is made from steel, and is thus excellently suited for a building meant for musicians an...

Retroville shopping centre

This modern shopping centre in Kyiv features energy-efficient Ruukki Forma system with high air-tightness sandwich panels and a wide variety of new and innovati...



KV Triangeln - Residential building in Sweden

Steel and especially design profile is really interesting material because you can achieve homogeneous look without visible joints.

Nova hospital in Finland

Ruukki Design profiles can also be used indoors. Our products were chosen for both the hospital’s exterior walls and indoor premises.

See all design profile references

Visualization tool

Visualize your idea

Get inspired on how our façade cladding products come live in a building façade. Find your own combination of surface structures, patterns, colors and materials.

Go to visualization tool