

# Cladding Lamella Vertical 70

Create vertical rhythm with Lamella vertical 70 for ventilated steel and aluminium facade systems.

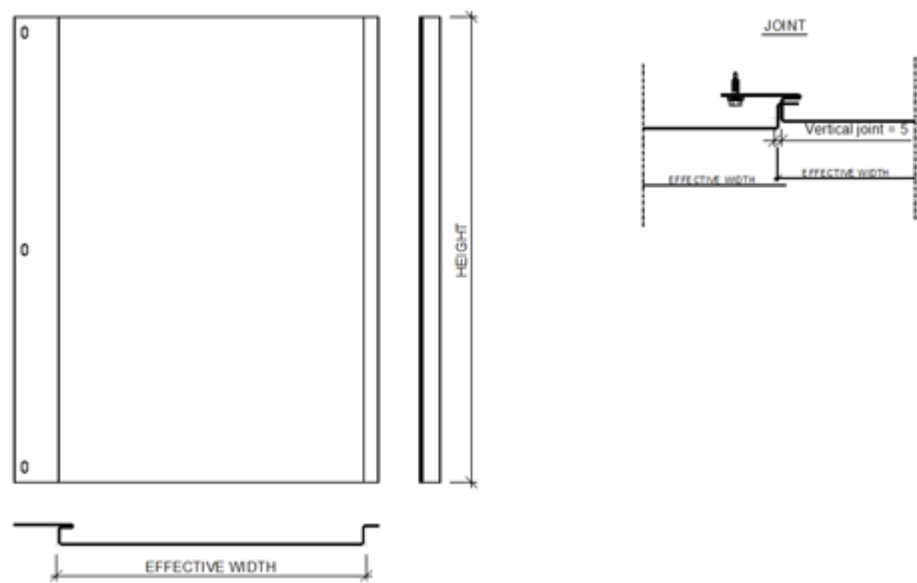
## **Ruukki® Emotion**

Available also with perforation and backlighting.



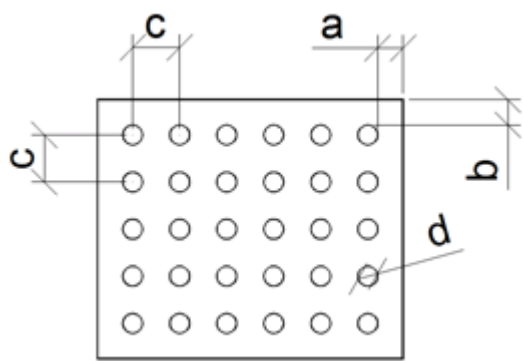
**SEND CONTACT REQUEST**

# Properties



Model name	Cladding Lamella Vertical 70
Vertical joint	5 mm
Height	150 - 3800 mm
Effective width	Cost and waste optimized 340 - 360 mm (min. 250 mm, max. 500 mm)
Depth	20 mm
Fastening Style	Hidden

## Perforation layout



Dimension/hole	mm
a	≥10
b	≥10
c	≥ d+25
d	16, 20, 30, 40, 50, 60

Symmetrical perforation: Fully perforated in symmetrical square layout. Only 1 hole size (d) and distance (a, b, c) per product.

Art perforation: Fully or partly perforated in freely chosen locations. All hole sizes (d) and distances (c) available per product.

## Materials


Material	Material thickness (mm)	Weight (kg/m <sup>2</sup> )	Surface treatment	GWP A1-A3 (kg CO <sub>2</sub> equiv./m <sup>2</sup> )	Available with perforation	Minimum order amount (m <sup>2</sup> )	Reaction to fire
Steel	1.2	9.7	GreenCoat Pural BT (Satin, Metallic)	30.2	No	Standard colours: No limitations Extended colours: 900	A1
	1.2	9.7	Powder coating	30.2	Yes	100	A2 - s1,d0
Aluminium	2.0	5.6	Powder coating	55.6	Yes	250	-
	2.0	5.6	PVDF coating	37.3	Yes	250	-

	1.5	4.2	Powder coating	41.7	Yes	250	-
	1.5	4.2	PVDF coating	28.0	Yes	350	-
Rheinzink	1.0	7.4	Pre-patinated (no coating)	35.1	Limited	100	A1
Copper - Nordic Standard	1.5	13.9	Pre-patinated (no coating)	9.97	Limited	60	A1
	1.0	9.3	Pre-patinated (no coating)	6.67	Limited	60	A1
Copper - Nordic Green, Blue, Brown	1.5	13.9	Pre-patinated (no coating)	10.9	Limited	60	A1
	1.0	9.3	Pre-patinated (no coating)	7.31	Limited	60	A1
Brass - Nordic Brass	1.5	13.5	Pre-patinated (no coating)	24.5	Limited	60	A1
	1.0	9.0	Pre-patinated (no coating)	16.3	Limited	60	A1
Bronze - Nordic Bronze	1.5	13.5	Pre-patinated (no coating)	14.0	Limited	60	A1
	1.0	9.0	Pre-patinated (no coating)	9.32	Limited	60	A1
Bronze - Nordic Royal	1.5	13.5	Pre-patinated (no coating)	32.4	Limited	60	A1
	1.0	9.0	Pre-patinated (no coating)	21.6	Limited	60	A1
Stainless steel	1.0	8.2	Smooth (2B)	32.8	Limited	125	A1
	1.0	8.2	Wet grinded (4N)	32.8	Limited	125	A1


# Coatings and colors

## GreenCoat Pural BT (Standard colours)


Gloss level: 20 GU (Satin) / 40 GU (Metallic)




RR20 Winter white



RR21 Pebble grey



RR23 Mountain grey



RR33 Nordic night black



RR40 Metallic silver




RR41 Metallic dark silver



RR42 Metallic gold



RR45 Metallic titanium



RR979 Metallic copper

---

## Extended colours

- GreenCoat Pural BT (steel)
- PVDF (aluminium)
- Powder paint (steel)
- Powder paint (aluminium)

# BIM objects



## Download BIM objects to your desktop

ProdLib brings Ruukki products as BIM models directly to your desktop in 3D form for design programs AutoCAD, Autodesk Revit, Archicad and Tekla Structures. Product libraries compile all necessary design models and detailed drawings in one place. Library updates are automatically notified, so as a user you can be sure that your product information is constantly up to date. ProdLib can also be used as a standalone desktop application.

[Go to BIM library](#)

## Download documents

### Declaration of performance



#### **Declaration of Performance 25/PP/PAR - Cladding products**

PDF, 43.7 KB

### Order form



#### **Ruukki cladding lamellas order form 2.4.5**

XLSM, 1.1 MB

### Maintenance instructions



#### **Selection recommendation for color-coated products**

PDF, 1.6 MB



#### **Ruukki Cor-Ten facades - maintenance instructions**

PDF, 70.3 KB



#### **Ruukki powder coated facade claddings - Maintenance instructions**

PDF, 0.6 MB



#### **Ruukki colour coated steel - Maintenance instructions**

PDF, 0.6 MB


## Accessory documents



### Facade cladding accessories 02\_2025


PDF, 4.1 MB

## References




### Eeden - Shopping centre

Ruukki delivered the sandwich panels, design profiles and load-bearing roofing sheets for the building. The most impressive delivery was the gold-coloured, perf...



### Merituuli shopping centre

The perforated cassettes make the facade seem united: the pattern nicely masks the joints. The vertical steel sheets of different colors make the facade more im...



### Atriumpiha Jätkäsaari

Liberta 500 Rheinzink cassette system and Lamella Vertical 70 was selected for the project from Ruukki's expanded material portfolio.

[See all cladding lamella references](#)

# Visualization tool



## Visualize your idea

Get inspired on how our façade cladding products come live in a building façade. Find your own combination of surface structures, patterns, colors and materials.

[Go to visualization tool](#)