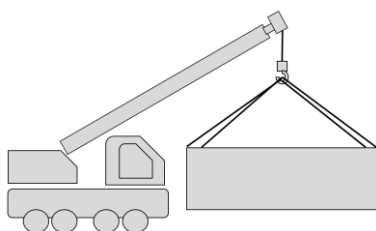


Container unloading instruction

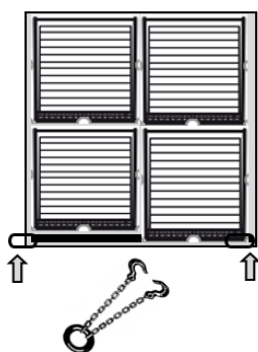
1. A container shall be unloaded with a crane by using corner castings. Be sure to carry out the unloading process on a flat, level surface. Once the container is placed safely on the ground, the door can be opened.




2. In order to unload the container place an adjustable ramp against its door and make sure it is in a stable position. A forklift will move on it to pull the packages from the container.



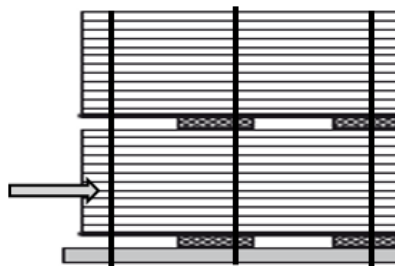
3. On the bottom side of Ruukki packing system there are two lifting eyes. The hook slings with two legs shall be installed on these lifting eyes and on a forklift hook.



4. Pull the packages very slowly from the container and place them on a flat surface in a designated location.



5. When the pulling process is finished, a plastic band that keeps together the bottom part of a packing system with all panels' packages can be cut to release packages.



More information about transportation, unloading and assembly of Ruukki's sandwich panels you can find here:

