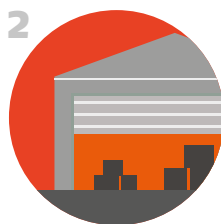


RUUKKI® RAIN PROTECT TO SECURE THE SANDWICH PANEL DRY CHAIN




1 Design

When designing the Ruukki wall panel structure, we paid special attention to weather-proofing while also taking into account the possibility of human error. In case water for some reason is able to enter the structure, we designed a funnel by which it will exit the structure.




2 Raw materials and storing

The materials that we use in the panels are delivered to us in weatherproof packages and stored in an automatically controlled dry space.



3 Manufacture

The panels are made in a completely dry indoor space at the factory.



4 Storage at the factory

Unlike many of its competitors, Ruukki stores the finished panels in an indoor space, too. That means the panels are packed into water-proof packages at the end of the production line and automatically transferred into high-bay storage.



5 Delivery on site

During transportation, the packing may be exposed to weather conditions, but its weatherproof wrapping material will ensure an unbroken dry chain.



6 Storage on site

The panels are to arrive in weatherproof packages on site, but the protective membrane around them may break during transportation by forklift, for example. This is why the units should be covered with an extra tarp on site.



7 Installation on site

Pre-installed on the upper edge of the panel and easy-to-remove, the **Ruukki® Rain Protect** solution ensures an unbroken dry chain during the installation phase. No extra protection is necessary during the installation.



8 Use

You can monitor the condition of the wall structure by visually checking its joint seals. If anything is wrong, repair the fault as part of your normal maintenance routine.